


COMMERCIAL LIGHTING CONTROLS

EXTERIOR LIGHTING EDITION



PLATFORM
Technology Partner **SILVAIR**

Get the app free!
Available to download now



Lighting Controls

Lighting controls can often seem a daunting prospect with the emergence of convoluted control systems and ever-evolving terminology. With multiple platforms available it can become perplexing to the client who has a clear goal in mind. Here at Luceco, we understand the importance of allowing the end user to control their own space. Whether a small office, or multiple estates, we can provide a lighting control solution.

The control of Light is essential to our wellbeing, work, productivity, and leisure time. With increasing pressure for buildings to be environmentally friendly and energy efficient, LED luminaire technology coupled with lighting controls can help save up to 80% on energy consumption and ensure spaces are lit appropriately to provide safety, security and comfort using scene setting, presence detection and daylight dimming controls.

LUCECO
PLATFORM
WIRELESS LIGHTING CONTROLS

Technology Partner
SILVAIR

 **Bluetooth® NLC**

WIREDCONTROLS

ENERGY SAVINGS

AT YOUR FINGERTIPS

The Platform wireless lighting control solution from Luceco is designed to support a variety of lighting control strategies. You can mix them, monitor the results, and quickly introduce desired changes to maximise savings. Make sure your luminaires provide light only when and where it's needed!



MANUAL CONTROL

Adjust lighting on demand using a mobile device—ideal for spaces needing flexibility, such as public squares or event areas. Respond to changing needs, enhancing comfort and visibility when required.



TASK TUNING

Fine-tune lighting to suit the specific needs of those using the space—whether it's creating a welcoming, safe atmosphere in a retail park or improving visibility in a busy car park. Ensure lighting feels just right, every time.



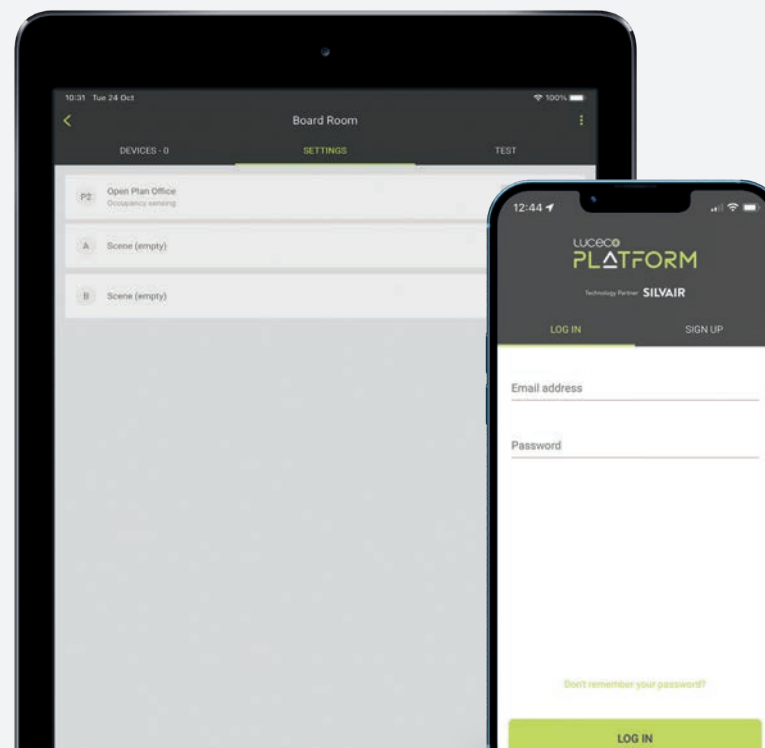
ENERGY MANAGEMENT*

Access detailed energy data for your exterior lighting scheme—viewed as raw figures or visual heatmaps. Use these insights to understand usage patterns, refine your strategy, and improve overall efficiency.

* requires gateway

THE SHORTEST PATH TO ADVANCED CONTROL

Luceco simplifies lighting control, drastically shortening the path to highly efficient sensor-driven strategies. Using Platform enabled luminaires and components from Luceco, you can deploy advanced controls at your building easier than ever before. The globally interoperable Bluetooth Mesh ecosystem continues to grow, giving customers the freedom to choose from a variety of products across different vendors.



ROCK-SOLID WIRELESS TECHNOLOGY

Designed specifically to address the challenging requirements of wireless lighting control, Bluetooth Mesh is the first low-power communication technology that solves the three pain points of today's connected lighting systems: reliability, scalability and simplicity. It also democratizes lighting control, allowing manufacturers of all sizes and geographies to join a globally interoperable ecosystem of devices that work with each other out of the box.



NON-DISRUPTIVE INSTALLATION

You will be surprised how easily you can retrofit your lighting with a complete wireless control solution from Luceco. No need to lay down miles of cables or install massive control boxes. No need to rip the walls open or temporarily shut down your building. In addition, we will provide you with Luceco Platform Commissioning – a set of tools that simplify just everything about the commissioning process. You won't need a commissioning specialist – you will want to do it by yourself!



FASTER ROI

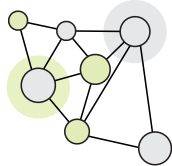
Our wireless control solution delivers savings at every single step of the process. From minimum disruption during the installation to maximum simplicity during the commissioning, you can deploy advanced control strategies with significantly less effort than ever before. Our dedicated monitoring tools will provide a detailed insight into how your lighting system performs, allowing you to generate maintenance savings on top of all the energy savings. And since lighting components with the Luceco Platform Firmware are priced comparably to standard components, the initial capital investment is an order of magnitude lower than in the case of proprietary wireless control systems.



WHAT IS BLUETOOTH® NLC?



Specifically designed to meet the scale, reliability, and security demands required in commercial settings, Bluetooth® NLC is the only full-stack standard for wireless lighting control. By offering standardization from the radio through the device layer, Bluetooth® NLC enables true multi-vendor interoperability and mass adoption of wireless lighting control.



TRUE, MULTI-VENDOR INTEROPERABILITY

Bluetooth® NLC is the only full stack wireless lighting control solution that defines operations at all three layers --- the radio, communication, and device layers. Bluetooth® NLC establishes a true, global wireless standard that frees buyers and installers from vendor lock-in and gives them confidence that lighting components from different vendors will work seamlessly with each other.



EASE OF DEPLOYMENT

With Bluetooth® technology native in 100 percent of smartphones and tablets, installers can use simple, user-friendly commissioning apps that communicate directly with nodes on the network, eliminating the need for specialized engineering expertise or internet and cloud platforms to support installation and operation of the system. In addition, a remote provisioning feature makes adding new devices or maintaining or changing existing devices even easier.



GREATER SCALABILITY

The ideal lighting control system is often one that can start small and then scale, in both functionality and size, as spaces and layouts inevitably change and evolve. Bluetooth® NLC features a decentralized architecture that distributes control to all end devices, removing the need for centralized controllers and allowing Bluetooth NLC lighting systems to be more easily reconfigurable and far more extensible than other wireless lighting control options. This decentralized control architecture enables systems to easily expand or contract to meet changing business needs and occupant requirements.

BLUETOOTH NLC External Sensor Controllers

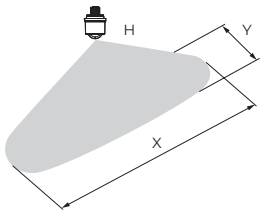
MAIN FEATURES

- A range of Bluetooth NLC external sensors using the Z18 connector
- D4i certified for seamless interoperability with DALI2 & D4i drivers
- Up to 40m wireless range



MOTION DETECTION RANGE

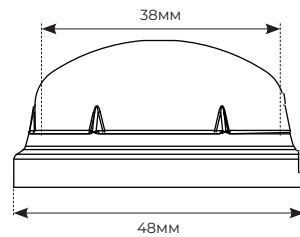
LXWZHD4IPIR



H	X	Y
10	20	8
15	28	10

CAT NO.	DESCRIPTION
LXWZHD4IPC	Bluetooth NLC Z18 D4i photocell controller
LXWZHD4IPIR	Bluetooth NLC Z18 D4i PIR sensor controller

PRODUCT DRAWING



WIRELESS Gateway

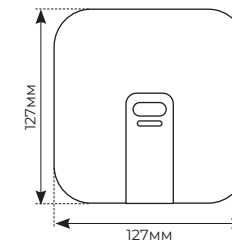
MAIN FEATURES

- **Scheduling (available by default)** – Scheduling changes in scenes and lighting control scenarios (for example occupancy sensing, daylight harvesting) for specific times or days.
- **Energy and occupancy monitoring** (additional paid service) – Visualizing energy use and occupancy via the PLATFORM web app; Downloading energy and occupancy via the PLATFORM web app and cloud-based API.
- **Remote monitoring and control** (additional paid service) – Low-latency monitoring of the status of devices in the network via API; Low-latency control of devices in the network via API.
- **System diagnostics** – Monitoring of the status of Bluetooth Mesh networks; Remote troubleshooting of networking issues.



CAT NO.	DESCRIPTION
LPWENETGTWY	Wireless gateway

PRODUCT DRAWING



SALES ENQUIRES:

Tel: 01992 474600

Email: info@dwwindsor.com

DW Windsor
Pindar Road
Hoddesdon EN11 0DX

TECHNICAL SUPPORT:

Tel: 01952 238 128

Email: technical@luceco.com

Lines open Monday to Friday
8.30am to 5pm, with answer phone
service outside these hours.

LUCECO
GROUP



MAY-2025-A

www.luceco.com