

LuxEOS Beam 40 VIVID COLOUR

ULTRA NARROW LED BEAM FOR ARCHITECTURAL LIGHTING



LuxEOS BEAM 40 RGBA (1700K) 3° 3x60°

Tested By
DW Windsor Group Laboratory
Hoddesdon
UK

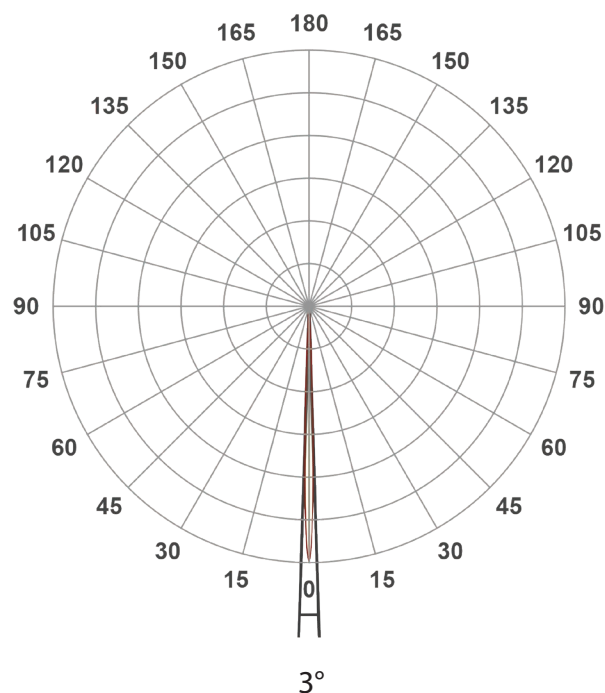
Date
Nov 2020

Dimensions
350mm (H) x 420mm (W) x 150mm (D) (including yoke)

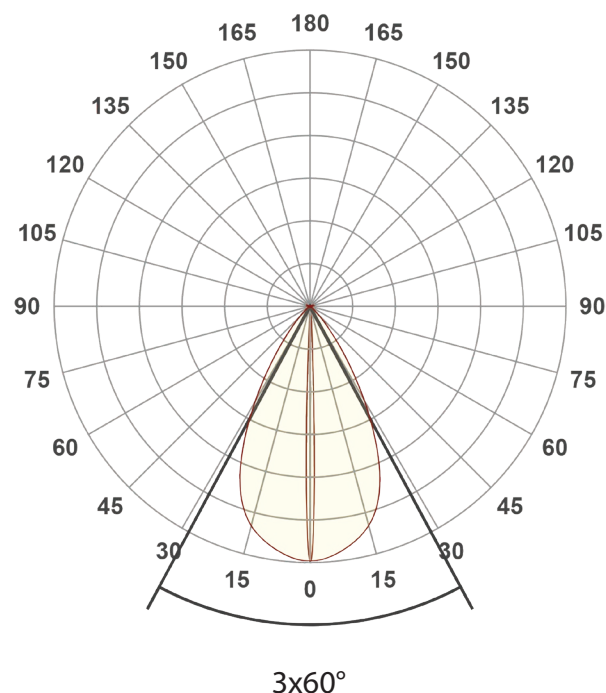
Weight
12 kgs (26.9lbs)

Polar Distribution

3° Conical Beam (Native)

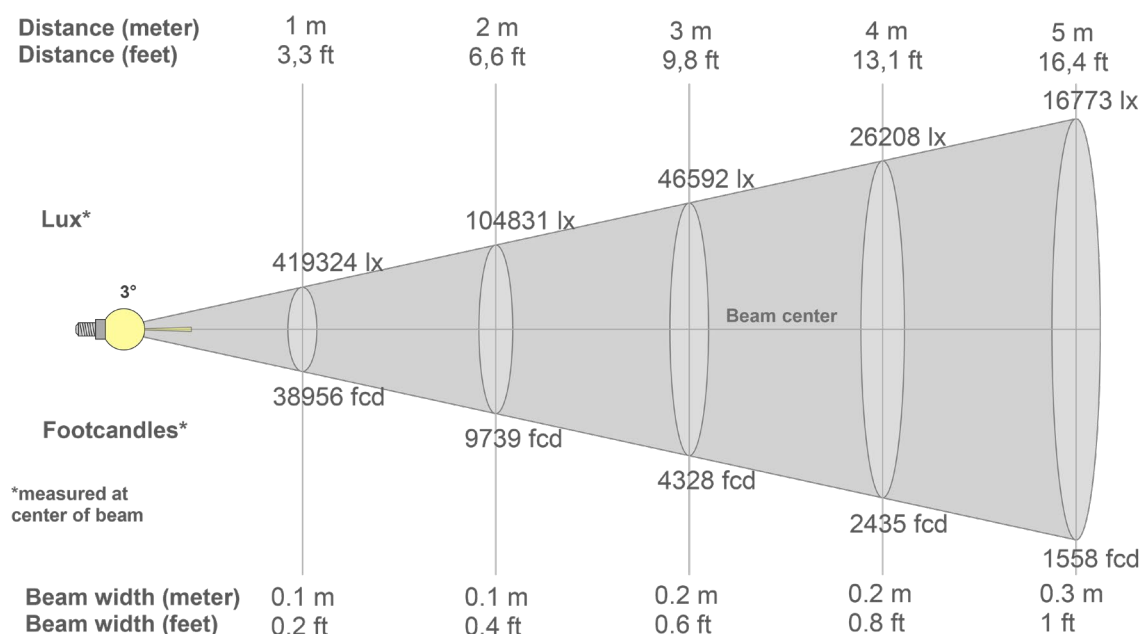


3x60° Elliptical Beam (With HBS)



LuxEOS Beam 40 - RGBA (1700K)

Intensities at Distance with native 3° Optics



Beam intensities from 1-20m

1m	2m	3m	4m	5m	6m	7m	8m	9m	10m	11m	12m	13m	14m	15m	16m	17m	18m	19m	20m
3.3ft	6.6ft	9.8ft	13.1ft	16.4ft	19.7ft	23ft	26.2ft	29.5ft	32.8ft	36.1ft	39.4ft	42.7ft	45.9ft	49.2ft	52.5ft	55.8ft	59.1ft	62.3ft	65.6ft
419324lx	104831lx	46592lx	26208lx	16773lx	11648lx	8558lx	6552lx	5177lx	4193lx	3465lx	2912lx	2481lx	2139lx	1864lx	1638lx	1451lx	1294lx	1162lx	1048lx
38956.5fcd	9739.1fcd	4328.5fcd	2434.8fcd	1558.3fcd	1082.1fcd	795fcd	608.7fcd	480.9fcd	389.6fcd	322fcd	270.5fcd	230.5fcd	198.8fcd	173.1fcd	152.2fcd	134.8fcd	120.2fcd	107.9fcd	97.4fcd

Intensities in 0° c-plane

0°	1°	2°	3°	4°	5°	6°	7°	8°	9°	10°	11°	12°	13°	14°	15°	16°	17°	18°	19°
419K	341K	170K	56K	17K	7K	4K	3K	3K	2K	2K	2K	2K	1K	1K	1K	1K	1K	1K	1K
100%	81%	41%	13%	4%	2%	1%	1%	1%	1%	0%	0%	0%	0%	0%	0%	0%	0%	0%	0%

Intensities in 90° c-plane

0°	1°	2°	3°	4°	5°	6°	7°	8°	9°	10°	11°	12°	13°	14°	15°	16°	17°	18°	19°
419K	341K	170K	56K	17K	7K	4K	3K	3K	2K	2K	2K	2K	1K	1K	1K	1K	1K	1K	1K
100%	81%	41%	13%	4%	2%	1%	1%	1%	1%	0%	0%	0%	0%	0%	0%	0%	0%	0%	0%

Intensities in 180° c-plane

0°	1°	2°	3°	4°	5°	6°	7°	8°	9°	10°	11°	12°	13°	14°	15°	16°	17°	18°	19°
419K	341K	170K	56K	17K	7K	4K	3K	3K	2K	2K	2K	2K	1K	1K	1K	1K	1K	1K	1K
100%	81%	41%	13%	4%	2%	1%	1%	1%	1%	0%	0%	0%	0%	0%	0%	0%	0%	0%	0%

Intensities in 270° c-plane

0°	1°	2°	3°	4°	5°	6°	7°	8°	9°	10°	11°	12°	13°	14°	15°	16°	17°	18°	19°
419K	341K	170K	56K	17K	7K	4K	3K	3K	2K	2K	2K	2K	1K	1K	1K	1K	1K	1K	1K
100%	81%	41%	13%	4%	2%	1%	1%	1%	1%	0%	0%	0%	0%	0%	0%	0%	0%	0%	0%

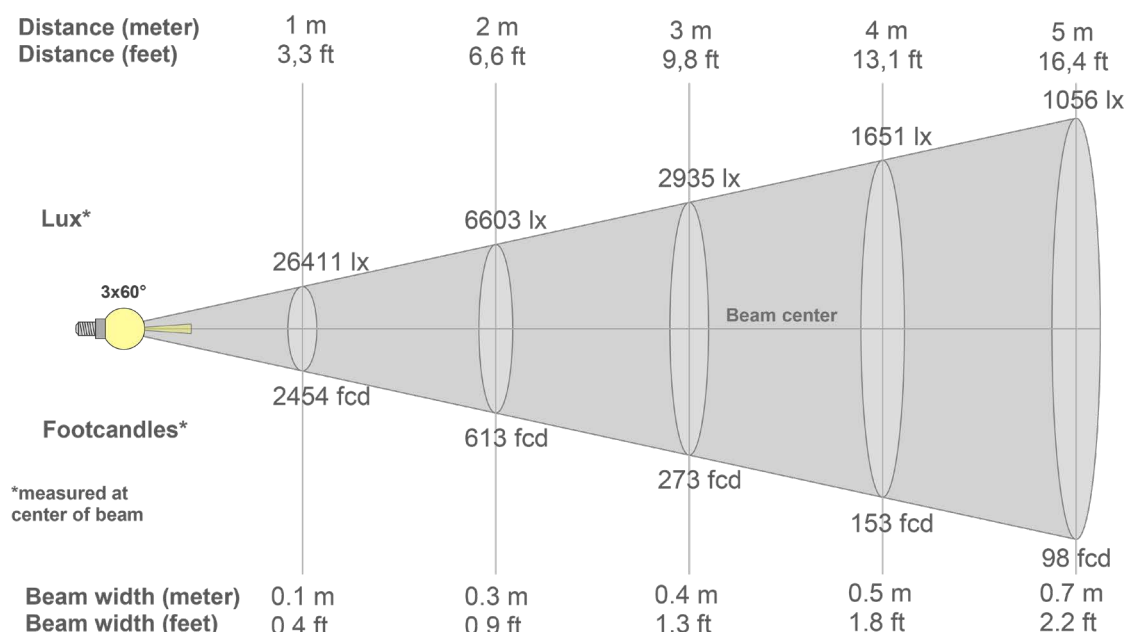
Beam angle 50%	Field angle 10%	Cutoff angle 2,5%	Intensity ratio in 120° cone	Intensity ratio in 90° cone
3.5°	6.5°	9.1°	94.7%	92.4%

PULSAR

1 Pembroke Avenue, Waterbeach, Cambridge, CB25 9QP
www.pulsarlight.com | sales@pulsarlight.com | +44 (0) 1223 403 500

LuxEOS Beam 40 - RGBA (1700K)

Intensities at Distance with 3x60° Optics



Beam intensities from 1-20m

1m	2m	3m	4m	5m	6m	7m	8m	9m	10m	11m	12m	13m	14m	15m	16m	17m	18m	19m	20m
3.3ft	6.6ft	9.8ft	13.1ft	16.4ft	19.7ft	23ft	26.2ft	29.5ft	32.8ft	36.1ft	39.4ft	42.7ft	45.9ft	49.2ft	52.5ft	55.8ft	59.1ft	62.3ft	65.6ft
26411lx	6603lx	2935lx	1651lx	1056lx	734lx	539lx	413lx	326lx	264lx	218lx	183lx	156lx	135lx	117lx	103lx	91lx	82lx	73lx	66lx
2453.6fcd	613.4fcd	272.6fcd	153.4fcd	98.1fcd	68.2fcd	50.1fcd	38.3fcd	30.3fcd	24.5fcd	20.3fcd	17fcd	14.5fcd	12.5fcd	10.9fcd	9.6fcd	8.5fcd	7.6fcd	6.8fcd	6.1fcd

Intensities in 0° c-plane

0°	1°	2°	3°	4°	5°	6°	7°	8°	9°	10°	11°	12°	13°	14°	15°	16°	17°	18°	19°
26.4K	23.6K	15.7K	8.4K	4.3K	2.5K	1.8K	1.4K	1.2K	1.0K	0.8K	0.7K	0.6K	0.5K	0.4K	0.4K	0.4K	0.3K	0.3K	0.3K
100%	90%	59%	32%	16%	10%	7%	5%	4%	4%	3%	3%	2%	2%	2%	2%	1%	1%	1%	1%

Intensities in 90° c-plane

0°	1°	2°	3°	4°	5°	6°	7°	8°	9°	10°	11°	12°	13°	14°	15°	16°	17°	18°	19°
26.4K	26.6K	26.5K	26.3K	26.0K	25.8K	25.5K	25.2K	24.8K	24.4K	23.9K	23.4K	22.8K	22.2K	21.5K	20.8K	20.0K	19.2K	18.4K	17.5K
100%	101%	100%	100%	99%	98%	97%	95%	94%	92%	90%	88%	86%	84%	81%	79%	76%	73%	70%	66%

Intensities in 180° c-plane

0°	1°	2°	3°	4°	5°	6°	7°	8°	9°	10°	11°	12°	13°	14°	15°	16°	17°	18°	19°
26.4K	23.6K	15.7K	8.4K	4.3K	2.5K	1.8K	1.4K	1.2K	1.0K	0.8K	0.7K	0.6K	0.5K	0.4K	0.4K	0.4K	0.3K	0.3K	0.3K
100%	90%	59%	32%	16%	10%	7%	5%	4%	4%	3%	3%	2%	2%	2%	2%	1%	1%	1%	1%

Intensities in 270° c-plane

0°	1°	2°	3°	4°	5°	6°	7°	8°	9°	10°	11°	12°	13°	14°	15°	16°	17°	18°	19°
26.4K	26.6K	26.5K	26.3K	26.0K	25.8K	25.5K	25.2K	24.8K	24.4K	23.9K	23.4K	22.8K	22.2K	21.5K	20.8K	20.0K	19.2K	18.4K	17.5K
100%	101%	100%	100%	99%	98%	97%	95%	94%	92%	90%	88%	86%	84%	81%	79%	76%	73%	70%	66%

Beam angle 50%	Field angle 10%	Cutoff angle 2,5%	Intensity ratio in 120° cone	Intensity ratio in 90° cone
7.8°	15.1°	28.5°	97.4%	93.7%

PULSAR

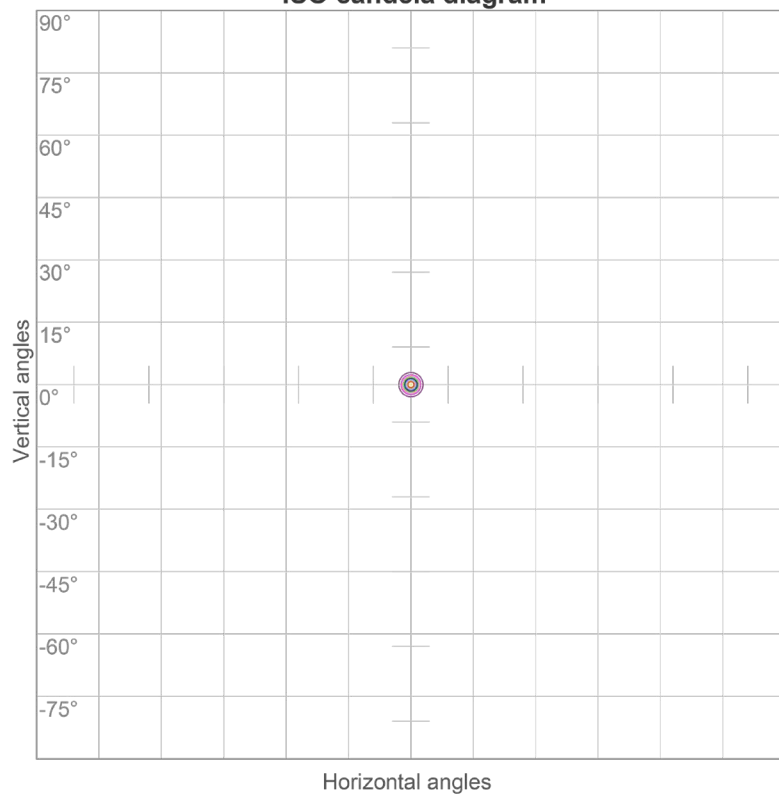
1 Pembroke Avenue, Waterbeach, Cambridge, CB25 9QP
www.pulsarlight.com | sales@pulsarlight.com | +44 (0) 1223 403 500

LuxEOS Beam 40 - RGBA (1700K)

ISO Candela & ISO Lux diagrams with native 3° Optics



ISO candela diagram



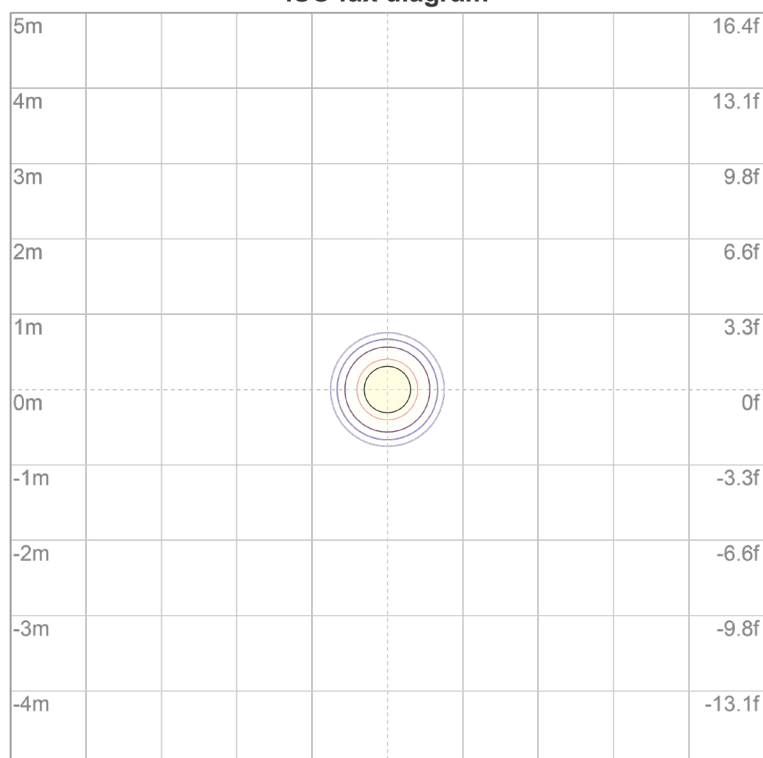
10%	41932 cd
20%	83865 cd
30%	125797 cd
40%	167730 cd
50%	209662 cd
60%	251594 cd
70%	293527 cd
80%	335459 cd
90%	377392 cd

Conditions:

Number of c-planes: 72

Candela at center: 419324 cd

ISO lux diagram



3%	126 lx
5%	210 lx
10%	419 lx
30%	1258 lx
50%	2097 lx

Conditions:

Number of c-planes: 72

Lux at center: 4193 lx

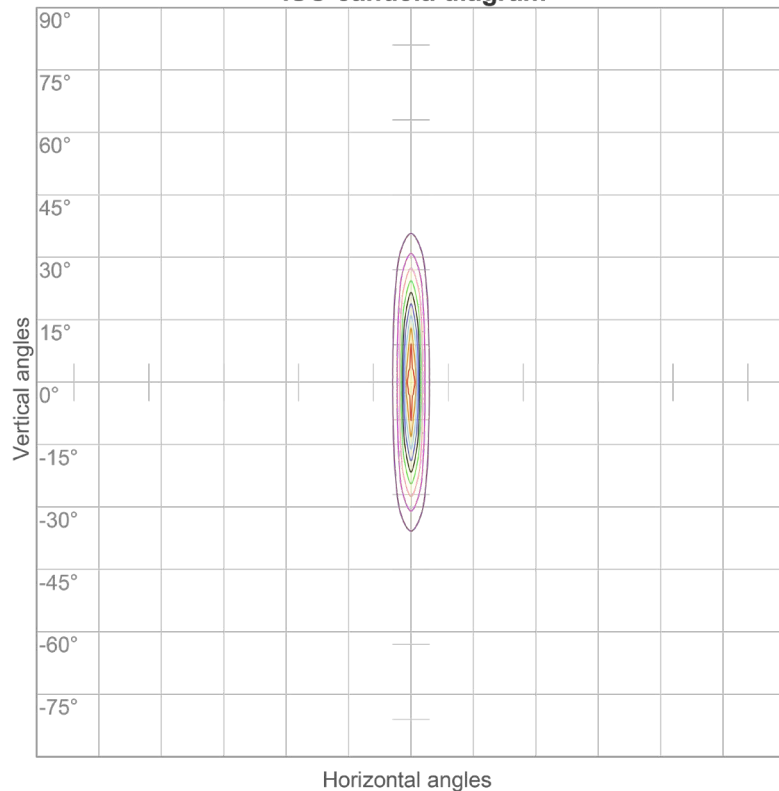
*Lux distribution on a surface
when lamp is mounted at 10
meters from the surface.*

LuxEOS Beam 40 - RGBA (1700K)

ISO Candela & ISO Lux diagrams with 3x60° Optics



ISO candela diagram



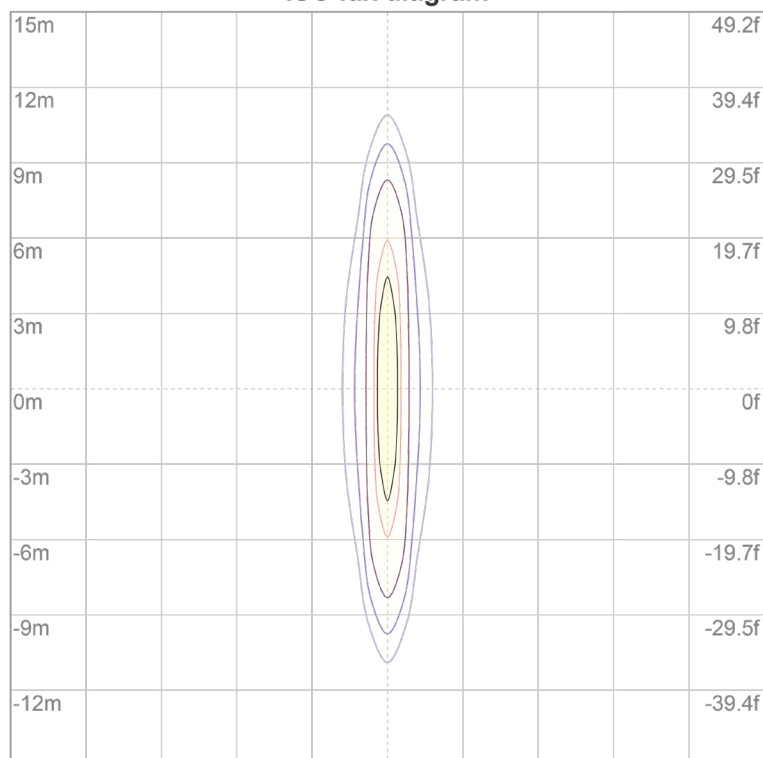
10%	2641 cd
20%	5282 cd
30%	7923 cd
40%	10564 cd
50%	13205 cd
60%	15846 cd
70%	18487 cd
80%	21128 cd
90%	23769 cd

Conditions:

Number of c-planes: 72

Candela at center: 26411 cd

ISO lux diagram



3%	7.92 lx
5%	13.2 lx
10%	26.4 lx
30%	79.2 lx
50%	132 lx

Conditions:

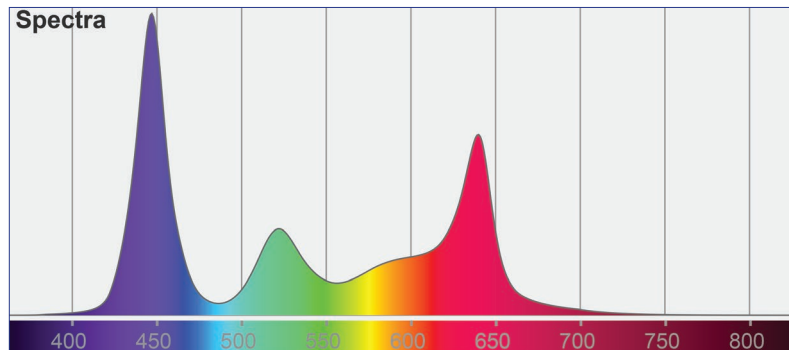
Number of c-planes: 72

Lux at center: 264 lx

*Lux distribution on a surface
when lamp is mounted at 10
meters from the surface.*

LuxEOS Beam 40 - RGBA (1700K)

Colormetrics **RGBA**



Total Lumen Output (Native) : 2826 lm

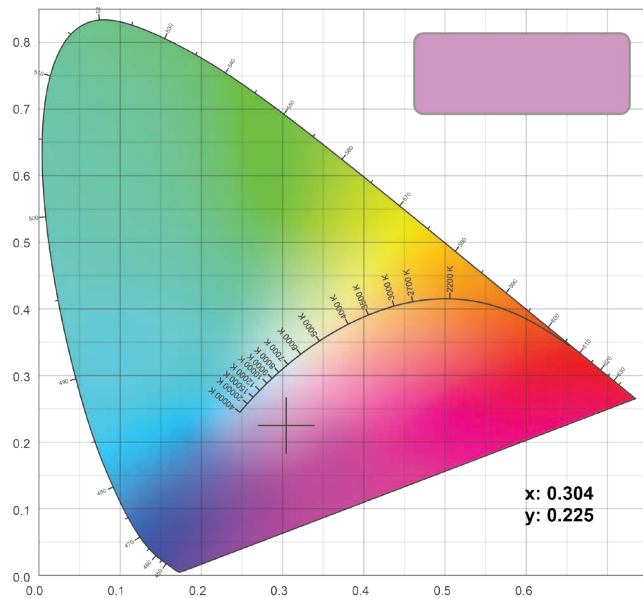
Efficacy : 32 lm/W

Voltage : 240V


Supply Power : 90W

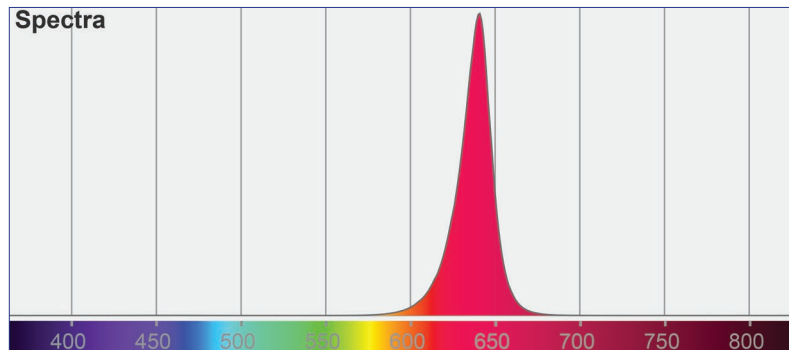
Supply Power Factor : 0.97

CIE 1931



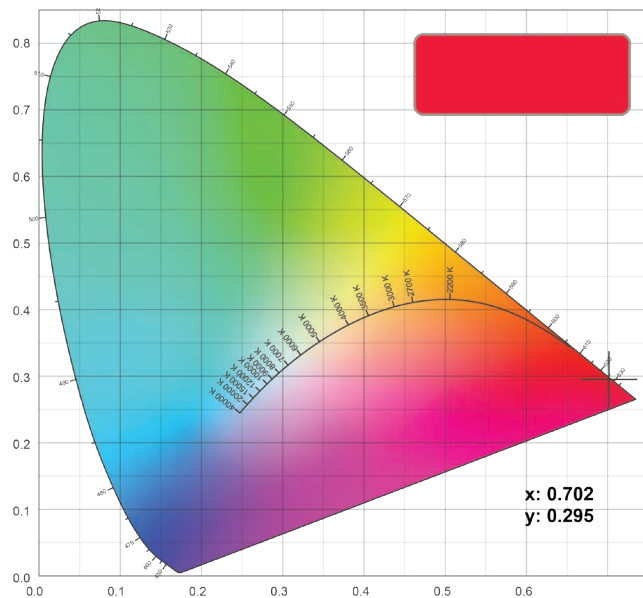
CIE 1931 Zoom



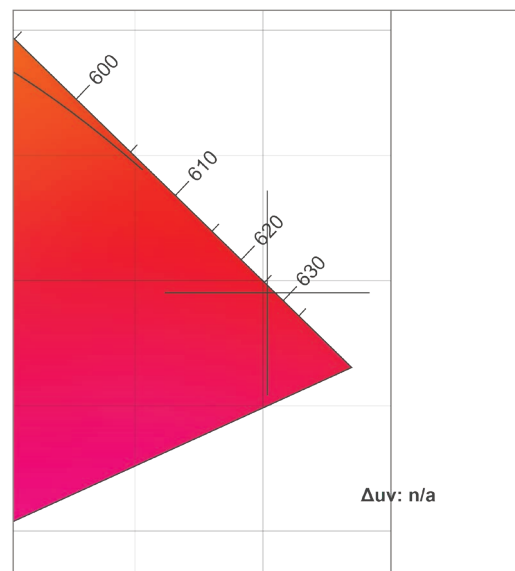


Red Lumen Output : 490 lm

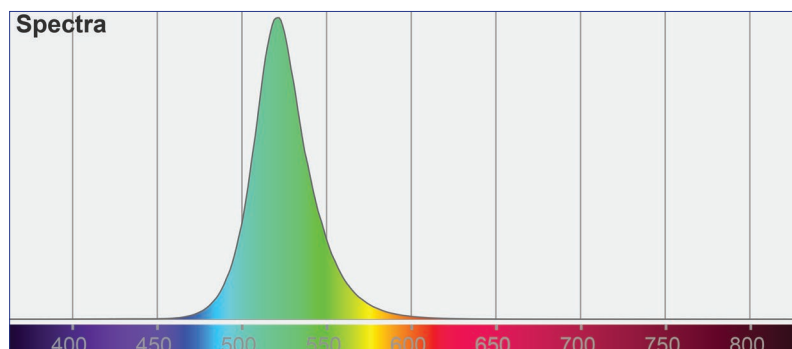
CIE 1931



CIE 1931 Zoom

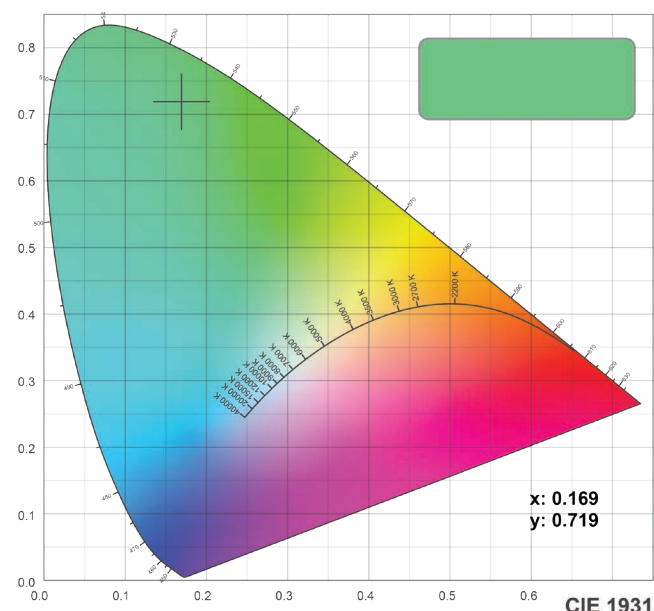


LuxEOS Beam 40 - RGBA (1700K) Colormetrics **GREEN**

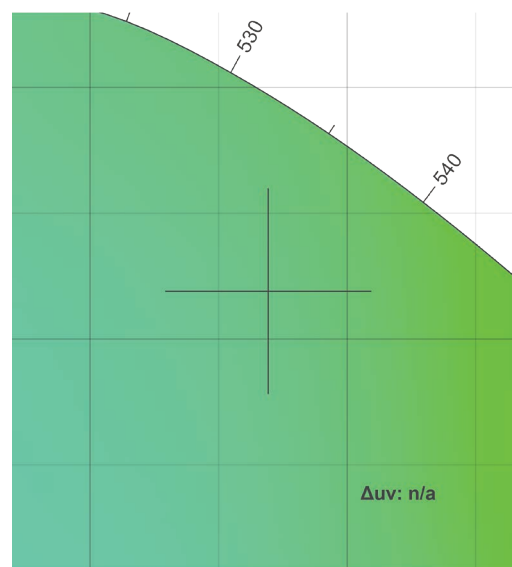


Green Lumen Output : 1472 lm

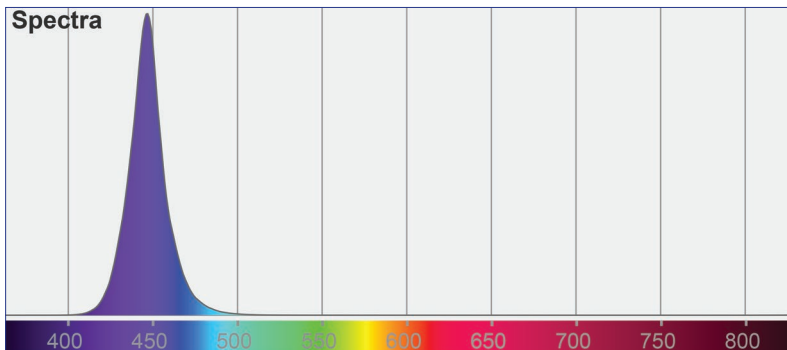
CIE 1931



CIE 1931 Zoom

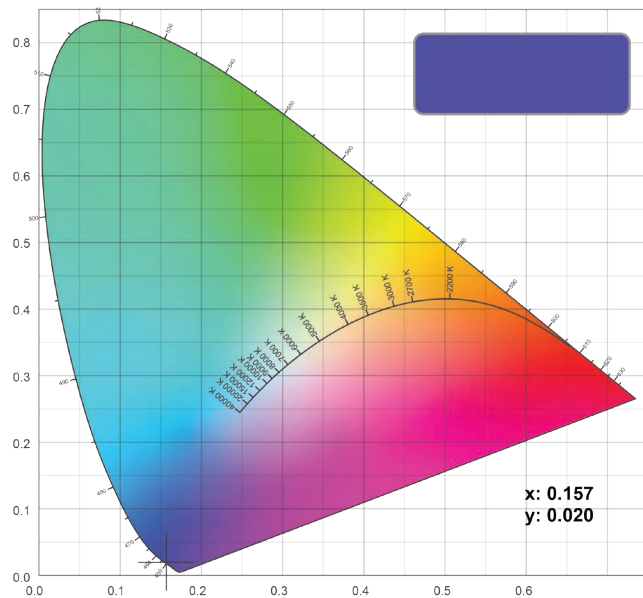


LuxEOS Beam 40 - RGBA (1700K) Colormetrics **BLUE**

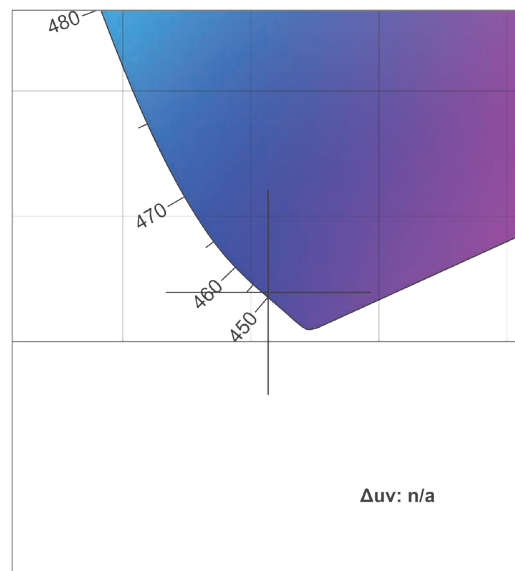


Blue Lumen Output : 200 lm

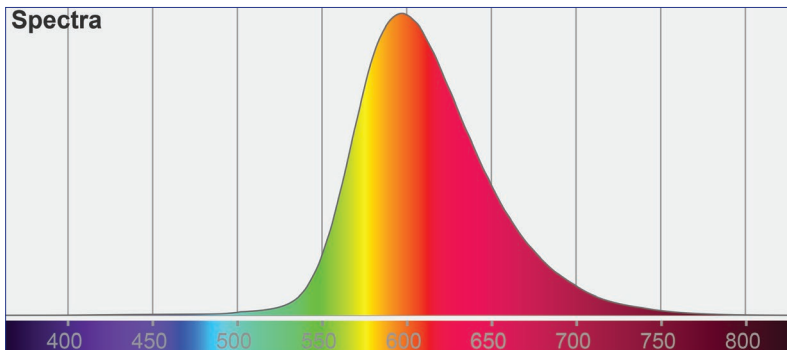
CIE 1931



CIE 1931 Zoom

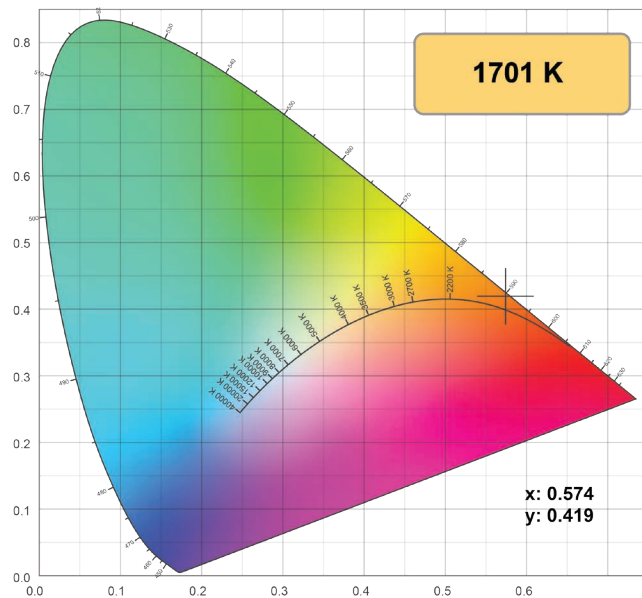


LuxEOS Beam 40 - RGBA (1700K) Colormetrics **AMBER 1700K**

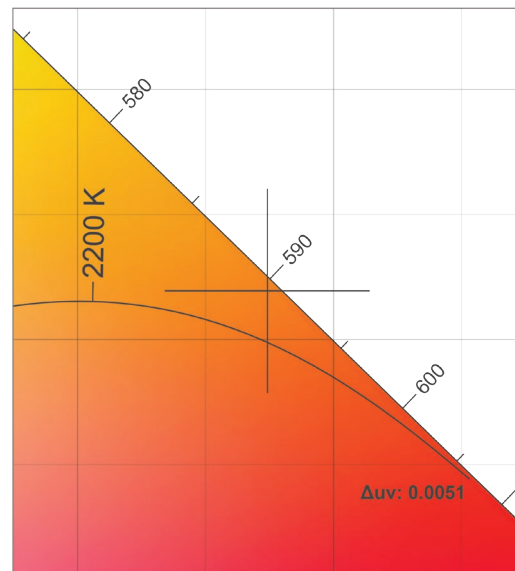


Amber 1700K Lumen Output : 1218 lm

CIE 1931



CIE 1931 Zoom



Should further photometric variations be required, please contact our Head Office.

As part our commitment to continuous improvement PULSAR may change the specifications of its products without prior notification or public announcement.
All descriptions, illustrations, drawings and specifications in this publication present only general particulars and shall not form part of any contract.

PULSAR

1 Pembroke Avenue, Waterbeach, Cambridge, CB25 9QP
www.pulsarlight.com | sales@pulsarlight.com | +44 (0) 1223 403 500